



**SAINTCARDS™**  
GET TO KNOW YOUR FAMILY IN HEAVEN.™  
SAINTCARDS.COM


# TREASURE of THE CHURCH

ALL-NEW  
GAME!

**TREASURE OF THE CHURCH IS A NEW EXPANSION GAME FROM SAINTCARDS!**


**Treasure of the Church gives you several strategic choices to help boost your Treasure Collection for Jesus!**

**To play Treasure of the Church, you will need at least one Starter Set of SaintCards as well as the Deluxe Blue Game Mat.**



## SETUP

Set the Deluxe Blue Game Mat in a central area so all players have access to the mat. Place the Jesus Card in the indicated position, place the Treasures in the Storehouse, Shuffle the Deck thoroughly, and deal out 7 cards to each player (regardless of player count). Place the Deck Face-Down in the indicated position and then flip over the top card. Play then begins to the left of the Dealer.



If you are unfamiliar with the Setup for a game of SaintCards you can reference a Rule Book from the Base Game or a Booster Set or download the Rules at [www.saintcards.com/rules](http://www.saintcards.com/rules).

## GAMEPLAY

The Gamplay of Teasure of the Church includes all of the components from the Base Game of SaintCards (including all of the Expansions Rules) with the following additions:

### TWO NEW CHOICES

Each time a player places a card for a match, they must count the number of matches (as usual) until they arrive at their final match total (of at least one match).

They must then make two choices:

#### The First Choice

An opportunity to gain even more Treasure for Jesus!

First, the player must either...

(1)...select the amount of Treasure they would normally receive from the Storehouse (This is the same as any standard game of SaintCards)

-OR-

(2)...select the entire amount of Treasure placed on one of the Ribbons on the Blue Game Mat.

[Note: This is ideal for a player if there is more Treasure on the Ribbon than what they would normally receive from their normal allotment in the Storehouse. (At the beginning of a game, this choice is unlikely since there won't be many Treasures placed on the Ribbons)]

#### The Second Choice

Each player will "Store Up Treasure" for the Church!

Once a player decides which pile of treasure to receive, they then must...

...place an amount of Treasure on a Ribbon. The Ribbon color must match one of the colors on the SaintCard they just played. Once the color is chosen, the Player must take the same amount of treasure from the Storehouse as the matches they initially made and must place it on the selected Ribbon.

[These steps (choices) can be repeated twice on a player's turn if they have a second card with at least three matches.]

### WILDCARD RULES

Playing WildCards is the same as any standard game of SaintCards with the following exceptions:

When a player plays a WildCard...

...they may select from the Storehouse the amount of Treasure they would normally receive.

-OR-

...Collect the Treasure from ONLY the WildCard Ribbon.


The player must then simply place three Treasures on the WildCard Ribbon. They then, may resolve their WildCard.

GO TO  
PAGE 2

EXAMPLES!

## EXAMPLE 1

In this first example, a game has just begun and Louis has played St. Scholastica on St. Angela Merici. This play has three matches and results in three Treasures! Louis now has the option of collecting the Treasures from the Storehouse -or- can now collect from one of the colored Ribbons that matches the SaintCard he just played (St. Scholastica is Purple for Religious Woman and Pink for Virgin). Because this is the beginning of the game, his only option is to collect his Treasures from the Storehouse. Once he collects his Treasures, he must take three additional Treasures (The same amount of matches he made) and either place them all on the Purple Ribbon or the Pink Ribbon (Again, because the St. Scholastica SaintCard he played has these two colors). He decides to place the Treasures on the Purple Ribbon. Louis may play another SaintCard if he can and would then repeat these same steps. He cannot play a second SaintCard and says "Pass". Gameplay continues to the next player (clockwise/to the left).




Based on the example to the left, Louis plays (#1) St. Scholastica for three matches, decides to collect (#2) his three Treasures from the Storehouse (because there weren't any Treasures on any Ribbons), and decides to place (#3) the three additional Treasures on the Purple Ribbon for Religious Women (He had to choose between the Pink and Purple Ribbons).

## EXAMPLE 2

In this example, we're in the middle of a game and Peter plays St. Rita of Cascia on St. Catherine of Siena for a total of four matches! Before he resolves the Stigmatist card (See rules in Stigmatist Expansion or online), he must choose to either collect four Treasures from the Storehouse or he can collect all of the Treasure from either the Purple (Religious Woman) or Green (Layperson) Ribbons (These are the two colors for St. Rita of Cascia). Currently, there are five Treasures on the Purple Ribbon and two Treasures on the Green Ribbon. Peter decides to collect the five Treasures from the Purple Ribbon (which gives him one extra Treasure!). Then, Peter takes an additional four Treasures from the Storehouse (Because he made four matches initially) and chooses to place all of the Treasure either on the Purple or Green Ribbon. He decides to place the four Treasures on the Purple Ribbon (the one he just collected from). Then, because he played a Stigmatist, he can resolve the Stigmatist per the Stigmatist Expansion rules. He then looks into his hand and cannot play another SaintCard. He says "Pass" and gameplay continues to the next player (clockwise/to the left).

Peter places St. Rita of Cascia (#1) for a total of four Treasures. He then decides to collect (#2) the five Treasures from the Purple Ribbon. Then, he takes an additional four Treasures (#3) from the Storehouse and places them on the empty Purple Ribbon.



## EXAMPLE 3

In this last example, we're near the end of a game and Clare has played St. Isaac Jogues on St. Alphonsus Liguori. This play resulted in four Treasures! Clare has the option of collecting four treasures from the Storehouse, or she can collect all of the Treasure from either the Red (Martyr), Brown (Religious Man), or Gray (Priest) Ribbons. Currently there are six Treasures on the Red Ribbon, four Treasures on the Brown Ribbon, and zero Treasures on the Gray Ribbon. She quickly looks into her hand to see if she has another SaintCard that can be played on this turn. She does! Because of this, her choice is now very strategic. Clare decides to collect the four Treasures from the Brown Ribbon even though there are six available on the Red Ribbon. This may seem, at first, not very productive, but then Clare decides to place the four extra Treasures from the Storehouse (her second choice) back on the Red Ribbon raising the total on the Red Ribbon to ten Treasures! She then plays St. John of Sahagún for four matches and decides to collect the ten Treasures from the Red Ribbon! These decisions allowed Clare to collect more Treasure because of her strategic choices! She then decides to place the extra four treasures on the Gray Ribbon. (She could choose from Red, Brown, or Gray)



Clare plays (#1) St. Isaac Jogues for four matches. She then decides to gather (#2) the four Treasures from the Brown Ribbon. She then takes (#3) four Treasures from the Storehouse and adds them to the Red Ribbon to make the new total of ten Treasures on the Red Ribbon!

## GAME END AND SUMMARY

### Game End:

The game of Treasure of the Church ends as all SaintCards games do, with one addition. When a player has played their last SaintCard and the Dealer has had a chance to play once more, the game is over and players may then count the Treasures they collected during the course of the game. The player with the most Treasure wins, and may gather all of the Treasure from the other players (AND) gather all of the remaining treasure on the Ribbons on the Game Mat and place them at the feet of Jesus. If there is a tie, the winning players can share in giving the Treasure to Jesus.

### Summary:

Treasure of the Church gives all players a chance to add some strategic choices in their journey to give Jesus as much Treasure as possible. It highlights the many ways the Saints through the ages have given of their time, talent, and treasure in answering Christ's call within their vocation, and gives each of us a chance to focus on the many pathways to sanctity and holiness the Saints paved for us as Martyrs, Apostles, Virgins, Laypeople, Priests, Religious, Deacons, and Young People. If they can do it, by God's Grace so can we!



Finally, Clare, takes (#6) four Treasures from the Storehouse and decides to place them on the Gray Ribbon. Her Turn is now completed.

Clare then decides to play another SaintCard on her turn. She plays (#4) St. John of Sahagún for four matches. Then, she decides to gather (#5) the ten Treasures from the Red Ribbon!